

Survival by Degrees: 389 Species on the Brink

Background

Birds form part of healthy ecosystems, bring joy to people, and benefit local economies throughout the United States. In 2011, birdwatching-related industries drove \$41 billion in expenditures and \$107 billion in total industry output nationally. There are more than 1,583,000 total birders in Ohio alone [1]. Additionally, birds play critical roles in pollination, insect control, forest generation, seed dispersal, carrion scavenging, and many other ecosystem services we rely on.

However, the future of birds is at risk with alarming losses of biodiversity occurring worldwide. Global extinction rates are now 100 times higher than background rates [2]. Climate change exacerbates the global biodiversity crisis, with an anticipated rate of change 20 times faster in the next century than during the past two million years.

Audubon leads the way in conducting science to understand the vulnerability and threats to birds from climate change. Our science shows that stabilizing warming at a global average of 1.5°C (2.7°F), as recommended by the IPCC (Intergovernmental Panel on Climate Change) to reduce the global risk of climate change, would also reduce vulnerability and threats for many species of birds. To save birds we must address the underlying causes of climate change (*climate change mitigation*), and protect places that birds need now and will need in the future (*climate change adaptation*). Climate change mitigation means reducing or preventing the causes of climate change, such as greenhouse gas emissions. Climate change adaptation includes efforts to alter and adapt both our natural surroundings as well as our infrastructure to better withstand the threats of climate change.

Audubon's 2019 Report, *Survival by Degrees: 389 Bird Species on the Brink* [3], is a powerful look at how vulnerable birds are to climate change across North America based on a new, updated scientific analysis that leverages big data and incorporates the unique biology of each bird to determine its vulnerability. In this research, we related bird observations for 604 species with climate and habitat conditions at these locations and used modeling algorithms to capture the unique composition of each species's suitable range. We then mapped and compared the projected current and future ranges to estimate the projected range loss and gain under multiple future climate change

scenarios. These projections were then used to assess how vulnerable each species was to climate change [4,5].



Figure 1. Scarlet Tanager. Photo: Daniel Behm/Audubon Photography Awards

Future Climate and Habitat in Ohio

Across the state of Ohio, without substantial climate change mitigation (i.e., a 3°C/5.4°F global warming scenario), average temperatures during the warmest month are expected to increase approximately 6.1°C (11°F), and average temperatures during the coldest month are expected to increase approximately 4.4°C (7.9°F) from 2010 to the end of the century. Average annual precipitation is expected to increase by approximately 60 mm (2.4 in). Despite the overall increase in precipitation, available moisture is expected to decrease by 79% across the state due to increases in evapotranspiration [6].

The distribution of vegetation biomes, critical for plants and animals, are also projected to change under climate change scenarios [7]. By the end of the century under a 3°C (5.4°F) global warming scenario, approximately 11% of the state of Ohio will transition to a different biome. At present, the largest biome in the state is Deciduous Forest, covering 90% of the state. By the end of the century, Deciduous Forest will cover approximately 100% of the state.

All of these changes in climate and vegetation will alter plant and insect communities; influence availability of food, water, and shelter for birds; and will likely cause ecological disruption as species assemblages reshuffle. Over time, a complex suite of changes in climate and vegetation will inevitably affect Ohio's bird communities.

Climate Change Vulnerability

Climate change will negatively affect many birds in the state. Here, we assess vulnerability based on the amount of a species's range that may be gained or lost with climate change. We designate species that may lose much more range across North America than they have the potential to gain as *climate vulnerable*. In Ohio, 67 out of 168 species are climate vulnerable in summer under the 3°C scenario, meaning they stand to lose more of their North American summer range than they would gain under a warming climate. Reducing emissions to 1.5°C reduces the number of vulnerable species to 32. Impacts are somewhat lessened in winter, with 8 out of 127 species vulnerable under 3°C of

warming and 1 species vulnerable if we reduce warming to 1.5°C.

Each bird was grouped by its primary habitat (see Table 2 for groupings), and these groups are not equally affected. In Ohio, the habitat groups with the most species vulnerable to the impacts of ongoing and future climate change are eastern forest (27 species) and generalist (8 species) in summer (Figure 2). In winter, boreal forest (5 species) and marshland (2 species) groups have the most vulnerable species.

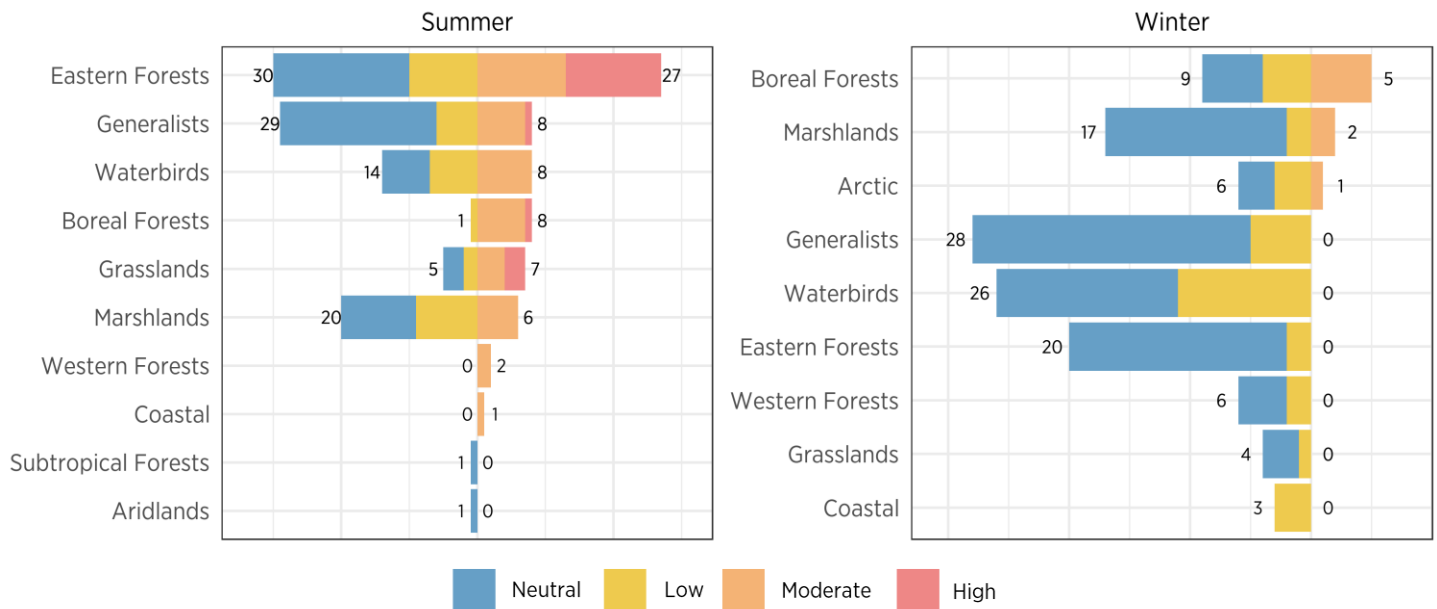


Figure 2. Number of species by their vulnerability to climate change in each habitat group under a global 3°C warming scenario. The species in each group are ones that currently live in the state, though vulnerability is assessed across the species's full North American range to better account for range-wide changes. Red and orange indicate number of vulnerable (high and moderate) species, and yellow and blue indicate non-vulnerable (low and neutral) species.

Climate-Related Threats

In addition to changes in climate across North America, we assessed the potential impacts of other forecasted threats related to climate change, including sea level rise, land use change, and extreme weather events, such as extreme spring heat, spring drought, fire weather, heavy rain, and false springs within the lower 48 states [8]. These threats are relevant to both birds and the places they need, but were only available for the lower 48 states, and were analyzed separately from vulnerability. This analysis provides information on how each location and the birds that occur there may be exposed to these specific, climate-related threats (Figure 3) beyond their range-wide vulnerability described above.

Here we summarize threats occurring within the state. Four climate-related threats will affect portions of Ohio (Table 1). The threat affecting both the greatest area and number of species in the state is extreme spring heat.

In Ohio, species that are most threatened by a combination of climate change and additional climate-related threats under 3°C of warming include Brown Thrasher, Eastern Towhee, Eastern Whip-poor-will, Field Sparrow, Pine Warbler, Red-headed Woodpecker, Scarlet Tanager, Wood Thrush, Yellow-throated Warbler. For information on threats for individual species in Ohio, see Table 2.

Climate-Related Threats (Cont.)

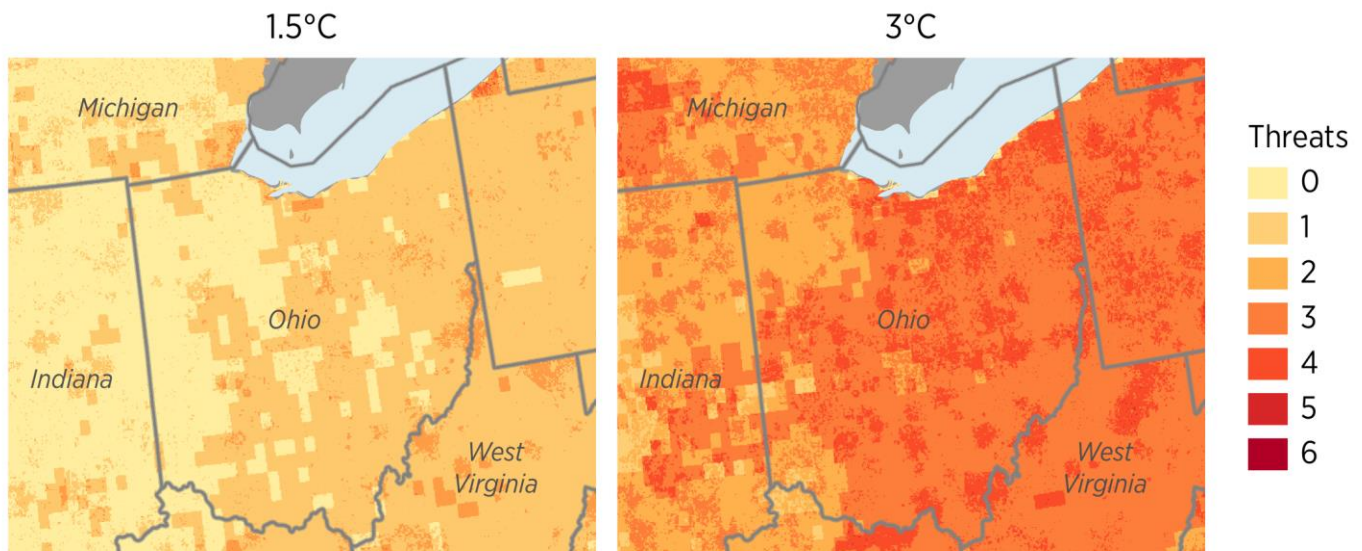






Figure 3. The number and distribution of overlapping climate-related threats under future global change scenarios of 1.5°C and 3°C. For detailed information on threats for each location in the state, refer to our online interactive tool at climate.audubon.org.

Table 1. Climate-related threats that Ohio is expected to experience under the warming scenarios 1.5°C (2.7°F) and 3°C (5.4°F), and the projected area and number of species affected. We report the projected amount(s) of global sea level rise associated with each scenario [8]. Threats and scenarios were omitted if no species were affected in that scenario.

Threat	Scenario	Area Affected (acres)	Summer (Vulnerable) Species Affected	Winter (Vulnerable) Species Affected
 Urbanization	1.5°C	983,594	1 (0)	
	3°C	4,402,302	109 (30)	120 (3)
 Extreme Spring Heat	3°C	26,420,219	113 (31)	123 (4)
 Fire Weather	3°C	25,075,968	112 (31)	122 (4)
 Heavy Rain	1.5°C	15,896,759	106 (17)	80 (1)
	3°C	21,849,024	106 (30)	111 (2)

We also mapped risk, areas of high conservation value for birds that are exposed to climate change-related threats. For any one location, risk is the product of the number of overlapping climate change-related threats, the total number of bird species that occur under future climate, and

the number of species with range-wide vulnerability under future climate. Risk is greater across Ohio in summer relative to winter, and mitigating warming from 3°C to 1.5°C would more than halve the average risk of climate change-related threats to birds across the state.

Conclusions and Caveats

Birds are early responders to climate change and can be important indicators of large-scale ongoing and future ecological change. We found that 34% of Ohio's 219 bird species are vulnerable to climate change across seasons. A rapidly changing climate could lead to population declines and local extinctions if species are not able to adapt. In addition, the reshuffling of bird communities at a continental scale will bring together species that previously lived in isolation, leading to novel, unpredictable interactions. Disruptions in food and nesting resources further compound vulnerabilities to climate change.

Although we project range gains offsetting loss for some species, especially in winter, it is unknown whether birds will establish populations in these new locations because of other factors not assessed here. On top of this, the added stressors of extreme weather events and other climate change-related threats will make establishment and persistence of populations difficult in the coming decades.

Call to Action

We know what to do.

The scientific consensus is clear. We must reduce greenhouse gas emissions at an urgent speed and on a wide scale from every sector of the economy to achieve a more favorable future for birds and people. There is no single perfect solution, but we can make a series of changes that lead to large-scale, systemic adjustments to achieve the required reductions.

Addressing the underlying causes of climate change.

Audubon is pursuing policies that together can drive down emissions at the scale and speed we need. For instance, we can invest in 100% clean energy, energy efficiency, and clean transportation policies that will dramatically reduce carbon emissions from the U.S. and world economies. We can adapt, improve, and innovate. We can power our cars, homes, cities, factories, farms, communities, and economy with clean energy—without contributing to climate change. We are working to implement policies and conservation practices that offset what we cannot eliminate, such as planting forests and testing new technologies to capture (i.e., sequester) carbon through industrial processes and permanently store it underground. We can do all of this in ways that spur innovation, create good jobs, promote homegrown industries, and build our economy for a smarter future.

Protecting the places birds need.

We can also pursue policies and conservation practices that help us avoid some of the worst effects of climate change

While these studies did not assess the effects of climate change on people, we know that the fate of humans and birds are deeply connected. Climate change is currently and will continue to cause harm to people too, who face threats like extreme weather, loss of coastal areas and changing economic patterns, to name a few. Climate change will cause disproportionate harm to vulnerable communities, including children, the elderly, the sick, and the poor, who may have fewer resources available to move or otherwise protect themselves from these threats. If we drastically reduce carbon emissions, we help people and birds alike.

This is the most comprehensive assessment of climate change vulnerability of birds in North America to date, but even this assessment may reasonably be considered conservative because the pace of change is exceeding the scenarios considered in this study. Our work concludes that climate change will have multiple, compounding effects on birds and will likely amplify biodiversity loss, unless actions are taken to lessen its effects.

by building more resilient infrastructure—meaning our cities, roads, and other structures—or even ranches, parks, floodplains, forests, and wetlands that can serve as good wildlife habitat and simultaneously protect our communities from extreme weather.

Audubon has identified the best opportunities to increase the resilience of coastal wetlands in key places that can serve as the first line of defense against the threat of sea level rise. We work to ensure key landscapes that are critical for birds have clean and reliable sources of water, now and in the future, and we advocate for conservation-minded management of working and urban landscapes that can help birds adapt to the changing climate.

We still have time.

We can avert and limit dangerous warming and its worst effects if we act quickly. Science tells us that in order to limit warming to a rise of 1.5°C (2.7°F), we must reduce greenhouse gas emissions 45% below 2010 levels by 2030 and reach net-zero carbon emissions by 2050.

We must act now.

We are on a dangerous path, but we have the power to chart a better one. Still, change will come only if we demand action from the public officials who represent us and the businesses we support.

We ask you to join us.

Be part of the solution. We can do this, together.

How You Can Help in Ohio

In order to protect birds and the places they need from the worst impacts of climate change, we must work to decrease Ohio's greenhouse gas emissions by 80% statewide by 2030. This means expanding renewable energy development and energy efficiency programs at the local, municipal and state level so that 45% of power generation come from renewable sources by 2030. In doing so we must support energy siting that takes birds

and wildlife impacts into account. More specifically, we must advocate that the state legislature update Ohio's property setback requirements for wind (the nation's most restrictive) which has brought wind development to a standstill in Ohio. Finally, support long term funding of conservation programs, like the H2Ohio water initiative, which will restore and protect places that birds and wildlife need to survive and thrive in a changing climate.

More Information

This project was conducted by the National Audubon Society. For more information, including details on the methods, please see the project website (climate.audubon.org) and the scientific publications [5,8].

References

1. US Fish & Wildlife Service. 2013. Birding in the United States: A Demographic and Economic Analysis. Addendum to the 2011 National Survey of Fishing, Hunting, and Wildlife-Associated Recreation.
2. Ceballos, G. et al. 2015. Accelerated modern human-induced species losses: Entering the sixth mass extinction. *Science Advances* 1:e1400253. doi:10.1126/sciadv.1400253.
3. Wilsey, C. et al. 2019. Survival By Degrees: 389 Bird Species on the Brink. National Audubon Society: New York.
4. Wilsey, C. et al. 2019. Climate policy action needed to reduce vulnerability of conservation-reliant grassland birds in North America. *Conservation Science and Practice* e21; DOI: 10.1111/csp2.21.

5. Bateman, B. et al. 2019. North American birds require mitigation and adaptation to reduce vulnerability to climate change. In review.
6. AdaptWest Project. 2015. Gridded current and projected climate data for North America at 1km resolution, interpolated using the ClimateNA v5.10 software (T. Wang et al., 2015). Available at adaptwest.databasin.org.
7. Rehfeldt, G.E. et al. 2012. North American vegetation model for land-use planning in a changing climate: a solution to large classification problems.
8. Bateman, B. et al. 2019. Risk to North American birds from climate change-related threats. In review.
9. IPCC (Intergovernmental Panel on Climate Change). 2019. IPCC Special Report on the Ocean and Cryosphere in a Changing Climate.

Contact

Brooke Bateman, PhD
Senior Climate Scientist, National Audubon Society
climatescience@audubon.org

Species Projections

Table 2. Climate suitability projections in summer and winter under the 3°C warming scenario for birds in Ohio. Each bird is associated with the *Habitat Group* representing its primary habitat (see classification key below). *Range-wide Vulnerability* is the vulnerability of each species, across its full North American range under 3°C of global warming, based on long-term climate and vegetation change. High and moderately vulnerable species are considered vulnerable to climate change, whereas low and neutral species are considered not vulnerable. In *State Trends*, we show the top two trends in climate and habitat suitability for select birds in Ohio, with colors reflecting the trend according to the legend below and percentages reflecting the percent of the state's area in which each trend will occur. The total percentage reflects the area of the state that the species currently occupies and is projected to occupy in the future. Potential colonization indicates that climate and habitat are projected to become suitable for the species, whereas potential extirpation indicates that climate and habitat are suitable today but projected to become unsuitable. *State Threats* shows the additional climate-related threats each species might face, indicated by icons as in Table 1. Threats shown here were assessed within each state for species under either 1.5°C or 3°C warming (i.e., species that will be completely extirpated from the state do not have threats shown). Omitted species are either not present in the state during that season or not modeled due to data deficiency. These lists may have been further reduced by local experts. For a full list of species modeled in Ohio, see the project website (climate.audubon.org).
































































Habitat classifications:

- F-B = Boreal Forests
- F-E = Eastern Forests
- F-W = Western Forests
- F-S = Subtropical Forests
- A = Arctic
- D = Aridlands
- G = Grasslands
- M = Marshlands
- C = Coastal
- W = Waterbirds
- Gen = Generalists

Trend classifications:



































































































































































Species	Habitat Group	Season	Range-wide Vulnerability	State Trends	State Threats
Snow Goose	W	Winter	Low	50% Worsening, 25% Stable	Buildings, Sun, Fire, Rain
Ross's Goose	W	Winter	Low	19% Worsening, 23% Stable	Buildings, Sun, Fire, Rain
Cackling Goose	M	Winter	Moderate	22% Stable, 10% Improving	Buildings, Sun, Fire
Canada Goose	W	Summer	Moderate	61% Potential extirpation, 39% Worsening	Buildings, Sun, Fire, Rain
	W	Winter	Neutral	100% Worsening	Buildings, Sun, Fire, Rain
Trumpeter Swan	W	Summer	Moderate	5% Potential extirpation	
	W	Winter	Low	1% Potential extirpation, 27% Worsening	Buildings, Sun, Fire
Wood Duck	W	Summer	Low	74% Potential extirpation, 26% Worsening	Buildings, Sun, Fire, Rain
	W	Winter	Neutral	37% Stable, 61% Improving	Buildings, Sun, Fire, Rain
Blue-winged Teal	M	Summer	Low	6% Potential extirpation, 13% Stable	
	M	Winter	Neutral	1% Potential colonization	Buildings, Sun, Fire, Rain
Northern Shoveler	M	Summer	Low	<1% Potential extirpation	
	M	Winter	Neutral	14% Improving, 36% Potential colonization	Buildings, Sun, Fire, Rain
Gadwall	M	Summer	Moderate	11% Potential extirpation, 1% Potential colonization	
	M	Winter	Neutral	31% Improving, 58% Potential colonization	Buildings, Sun, Fire, Rain
Eurasian Wigeon	M	Winter	Moderate	1% Potential extirpation, 1% Potential colonization	
American Wigeon	M	Winter	Neutral	13% Improving, 24% Potential colonization	Buildings, Sun, Fire, Rain
Mallard	W	Summer	Low	80% Worsening, 13% Stable	Buildings, Sun, Fire, Rain
	W	Winter	Neutral	100% Stable	Buildings, Sun, Fire, Rain

































































































Species	Habitat Group	Season	Range-wide Vulnerability	State Trends	State Threats
American Black Duck	W	Summer	Moderate	<div style="display: flex; justify-content: space-between;"><div style="width: 9%; background-color: #e67e22;"></div><div style="width: 9%; background-color: #f1c40f;"></div></div>	
	W	Winter	Low	<div style="display: flex; justify-content: space-between;"><div style="width: 59%; background-color: #e67e22;"></div><div style="width: 13%; background-color: #f1c40f;"></div></div>	
Northern Pintail	M	Winter	Neutral	<div style="display: flex; justify-content: space-between;"><div style="width: 31%; background-color: #f1c40f;"></div><div style="width: 10%; background-color: #2980b9;"></div></div>	   
Green-winged Teal	M	Summer	Moderate	<div style="width: 5%; background-color: #e67e22;"></div>	
	M	Winter	Neutral	<div style="display: flex; justify-content: space-between;"><div style="width: 8%; background-color: #2980b9;"></div><div style="width: 26%; background-color: #2980b9;"></div></div>	   
Canvasback	M	Winter	Neutral	<div style="display: flex; justify-content: space-between;"><div style="width: 32%; background-color: #f1c40f;"></div><div style="width: 5%; background-color: #2980b9;"></div></div>	   
Redhead	M	Summer	Neutral	<div style="display: flex; justify-content: space-between;"><div style="width: 1%; background-color: #f1c40f;"></div><div style="width: 1%; background-color: #2980b9;"></div></div>	
	M	Winter	Low	<div style="display: flex; justify-content: space-between;"><div style="width: 3%; background-color: #e67e22;"></div><div style="width: 27%; background-color: #f1c40f;"></div></div>	   
Ring-necked Duck	W	Winter	Neutral	<div style="display: flex; justify-content: space-between;"><div style="width: 25%; background-color: #e67e22;"></div><div style="width: 25%; background-color: #f1c40f;"></div></div>	   
Greater Scaup	W	Winter	Neutral	<div style="display: flex; justify-content: space-between;"><div style="width: 10%; background-color: #e67e22;"></div><div style="width: 29%; background-color: #f1c40f;"></div></div>	   
Lesser Scaup	W	Winter	Neutral	<div style="display: flex; justify-content: space-between;"><div style="width: 28%; background-color: #e67e22;"></div><div style="width: 31%; background-color: #f1c40f;"></div></div>	   
White-winged Scoter	W	Winter	Neutral	<div style="width: 16%; background-color: #e67e22;"></div>	
Long-tailed Duck	W	Winter	Low	<div style="display: flex; justify-content: space-between;"><div style="width: 6%; background-color: #e67e22;"></div><div style="width: 9%; background-color: #e67e22;"></div></div>	
Bufflehead	W	Winter	Low	<div style="display: flex; justify-content: space-between;"><div style="width: 26%; background-color: #e67e22;"></div><div style="width: 6%; background-color: #f1c40f;"></div></div>	   
Common Goldeneye	W	Winter	Neutral	<div style="width: 52%; background-color: #e67e22;"></div>	   
Hooded Merganser	W	Summer	Low	<div style="display: flex; justify-content: space-between;"><div style="width: 23%; background-color: #e67e22;"></div><div style="width: 6%; background-color: #f1c40f;"></div></div>	
	W	Winter	Neutral	<div style="display: flex; justify-content: space-between;"><div style="width: 43%; background-color: #e67e22;"></div><div style="width: 4%; background-color: #f1c40f;"></div></div>	   
Common Merganser	W	Summer	Moderate	<div style="width: 16%; background-color: #e67e22;"></div>	
	W	Winter	Low	<div style="display: flex; justify-content: space-between;"><div style="width: 15%; background-color: #e67e22;"></div><div style="width: 59%; background-color: #e67e22;"></div></div>	  
Red-breasted Merganser	W	Summer	Moderate	<div style="width: 10%; background-color: #e67e22;"></div>	
	W	Winter	Low	<div style="display: flex; justify-content: space-between;"><div style="width: 13%; background-color: #e67e22;"></div><div style="width: 17%; background-color: #f1c40f;"></div></div>	  
Ruddy Duck	M	Summer	Low	<div style="width: 1%; background-color: #e67e22;"></div>	
	M	Winter	Neutral	<div style="display: flex; justify-content: space-between;"><div style="width: 14%; background-color: #2980b9;"></div><div style="width: 9%; background-color: #2980b9;"></div></div>	   
Northern Bobwhite	G	Summer	Neutral	<div style="display: flex; justify-content: space-between;"><div style="width: 14%; background-color: #f1c40f;"></div><div style="width: 83%; background-color: #2980b9;"></div></div>	   
	G	Winter	Neutral	<div style="display: flex; justify-content: space-between;"><div style="width: 5%; background-color: #f1c40f;"></div><div style="width: 91%; background-color: #2980b9;"></div></div>	   
Ruffed Grouse	F-B	Summer	Moderate	<div style="width: 5%; background-color: #e67e22;"></div>	
	F-B	Winter	Moderate	<div style="width: 31%; background-color: #e67e22;"></div>	
Wild Turkey	Gen	Summer	Neutral	<div style="display: flex; justify-content: space-between;"><div style="width: 6%; background-color: #e67e22;"></div><div style="width: 86%; background-color: #f1c40f;"></div></div>	   

Species	Habitat Group	Season	Range-wide Vulnerability	State Trends	State Threats
Pied-billed Grebe	Gen	Winter	Neutral		
	M	Summer	Neutral		
	M	Winter	Neutral		
Horned Grebe	M	Winter	Neutral		
Red-necked Grebe	M	Winter	Neutral		
Clark's Grebe	M	Summer	Low		
Mourning Dove	Gen	Summer	Neutral		
	Gen	Winter	Neutral		
Yellow-billed Cuckoo	F-E	Summer	Neutral		
Black-billed Cuckoo	F-E	Summer	Low		
Common Nighthawk	Gen	Summer	Neutral		
Chuck-will's-widow	F-E	Summer	Neutral		
Eastern Whip-poor-will	F-E	Summer	High		
Chimney Swift	F-E	Summer	Neutral		
Ruby-throated Hummingbird	F-E	Summer	Neutral		
King Rail	M	Summer	Low		
	M	Winter	Neutral		
Virginia Rail	M	Summer	Moderate		
	M	Winter	Low		
Sora	M	Summer	Moderate		
Common Gallinule	M	Summer	Neutral		
American Coot	M	Summer	Neutral		
	M	Winter	Neutral		
Sandhill Crane	M	Summer	Moderate		
	M	Winter	Low		
Killdeer	W	Summer	Neutral		
	W	Winter	Neutral		

































































































Species	Habitat Group	Season	Range-wide Vulnerability	State Trends	State Threats
Upland Sandpiper	G	Summer	Neutral		
Ruddy Turnstone	W	Winter	Neutral		
Purple Sandpiper	W	Winter	Low		
American Woodcock	F-E	Summer	Moderate		
	F-E	Winter	Neutral		
Wilson's Snipe	M	Winter	Neutral		
Wilson's Phalarope	M	Summer	Low		
Spotted Sandpiper	W	Summer	Moderate		
Willet	W	Summer	Neutral		
Bonaparte's Gull	W	Winter	Neutral		
Little Gull	W	Summer	Moderate		
Ring-billed Gull	W	Summer	Low		
	W	Winter	Neutral		
Herring Gull	W	Summer	Low		
	W	Winter	Neutral		
Iceland Gull	C	Winter	Low		
Lesser Black-backed Gull	C	Winter	Low		
Glaucous Gull	W	Winter	Low		
Great Black-backed Gull	C	Summer	Moderate		
	C	Winter	Low		
Least Tern	W	Summer	Low		
Caspian Tern	W	Summer	Low		
Black Tern	M	Summer	Low		
Common Tern	W	Summer	Low		
Forster's Tern	M	Summer	Neutral		
	M	Winter	Neutral		
Common Loon	W	Summer	Moderate		
	W	Winter	Low		

Species	Habitat Group	Season	Range-wide Vulnerability	State Trends	State Threats
Double-crested Cormorant	W	Summer	Neutral	<div style="display: flex; justify-content: space-between;"><div style="width: 6%; background-color: #e57373;"></div><div style="width: 15%; background-color: #f4a460;"></div></div>	
	W	Winter	Neutral	<div style="width: 32%; background-color: #66b3ff;"></div>	   
American White Pelican	M	Winter	Neutral	<div style="width: 16%; background-color: #66b3ff;"></div>	
American Bittern	M	Summer	Low	<div style="width: 6%; background-color: #e57373;"></div>	
	M	Winter	Neutral	<div style="width: 11%; background-color: #66b3ff;"></div>	
Least Bittern	M	Summer	Neutral	<div style="display: flex; justify-content: space-between;"><div style="width: 4%; background-color: #e57373;"></div><div style="width: 19%; background-color: #fff9c4;"></div></div>	  
Great Blue Heron	W	Summer	Neutral	<div style="width: 100%; background-color: #fff9c4;"></div>	   
	W	Winter	Neutral	<div style="display: flex; justify-content: space-between;"><div style="width: 93%; background-color: #fff9c4;"></div><div style="width: 7%; background-color: #66b3ff;"></div></div>	   
Great Egret	W	Summer	Neutral	<div style="display: flex; justify-content: space-between;"><div style="width: 21%; background-color: #f4a460;"></div><div style="width: 17%; background-color: #fff9c4;"></div></div>	   
Snowy Egret	M	Summer	Neutral	<div style="display: flex; justify-content: space-between;"><div style="width: 7%; background-color: #66b3ff;"></div><div style="width: 9%; background-color: #66b3ff;"></div></div>	
Little Blue Heron	M	Summer	Neutral	<div style="display: flex; justify-content: space-between;"><div style="width: 4%; background-color: #e57373;"></div><div style="width: 53%; background-color: #66b3ff;"></div></div>	   
Tricolored Heron	M	Summer	Neutral	<div style="width: 11%; background-color: #66b3ff;"></div>	
Cattle Egret	W	Summer	Neutral	<div style="display: flex; justify-content: space-between;"><div style="width: 3%; background-color: #e57373;"></div><div style="width: 72%; background-color: #66b3ff;"></div></div>	   
Green Heron	M	Summer	Neutral	<div style="display: flex; justify-content: space-between;"><div style="width: 71%; background-color: #fff9c4;"></div><div style="width: 10%; background-color: #66b3ff;"></div></div>	   
Black-crowned Night-Heron	M	Summer	Neutral	<div style="display: flex; justify-content: space-between;"><div style="width: 3%; background-color: #e57373;"></div><div style="width: 19%; background-color: #fff9c4;"></div></div>	  
	M	Winter	Neutral	<div style="display: flex; justify-content: space-between;"><div style="width: 4%; background-color: #fff9c4;"></div><div style="width: 6%; background-color: #66b3ff;"></div></div>	
Yellow-crowned Night-Heron	M	Summer	Neutral	<div style="display: flex; justify-content: space-between;"><div style="width: 3%; background-color: #e57373;"></div><div style="width: 96%; background-color: #66b3ff;"></div></div>	   
White Ibis	M	Summer	Neutral	<div style="width: 13%; background-color: #66b3ff;"></div>	
Glossy Ibis	M	Summer	Neutral	<div style="width: 1%; background-color: #66b3ff;"></div>	
Black Vulture	Gen	Summer	Neutral	<div style="display: flex; justify-content: space-between;"><div style="width: 10%; background-color: #66b3ff;"></div><div style="width: 25%; background-color: #66b3ff;"></div></div>	   
	Gen	Winter	Neutral	<div style="display: flex; justify-content: space-between;"><div style="width: 14%; background-color: #66b3ff;"></div><div style="width: 26%; background-color: #66b3ff;"></div></div>	   
Turkey Vulture	Gen	Summer	Neutral	<div style="display: flex; justify-content: space-between;"><div style="width: 99%; background-color: #fff9c4;"></div><div style="width: 1%; background-color: #66b3ff;"></div></div>	   
	Gen	Winter	Neutral	<div style="display: flex; justify-content: space-between;"><div style="width: 14%; background-color: #66b3ff;"></div><div style="width: 74%; background-color: #66b3ff;"></div></div>	   
Osprey	W	Summer	Neutral	<div style="display: flex; justify-content: space-between;"><div style="width: 1%; background-color: #e57373;"></div><div style="width: 26%; background-color: #f4a460;"></div></div>	
Mississippi Kite	F-E	Summer	Neutral	<div style="width: 28%; background-color: #66b3ff;"></div>	   
Northern Harrier	M	Summer	Low	<div style="width: 8%; background-color: #e57373;"></div>	
	M	Winter	Neutral	<div style="display: flex; justify-content: space-between;"><div style="width: 58%; background-color: #fff9c4;"></div><div style="width: 8%; background-color: #66b3ff;"></div></div>	   
























































































Species	Habitat Group	Season	Range-wide Vulnerability	State Trends	State Threats
Sharp-shinned Hawk	F-W	Summer	Moderate	5%	
	F-W	Winter	Neutral	14% 79%	   
Cooper's Hawk	Gen	Summer	Neutral	9% 83%	   
	Gen	Winter	Low	20% 80%	   
Northern Goshawk	F-B	Winter	Low	13%	
Bald Eagle	Gen	Summer	Low	56% 33%	   
	Gen	Winter	Neutral	1% 99%	   
Red-shouldered Hawk	F-E	Summer	Neutral	96% 4%	   
	F-E	Winter	Neutral	9% 86%	   
Broad-winged Hawk	F-E	Summer	Low	10% 32%	   
Red-tailed Hawk	Gen	Summer	Neutral	100%	   
	Gen	Winter	Neutral	100%	   
Rough-legged Hawk	A	Winter	Moderate	63% 7%	 
Barn Owl	Gen	Summer	Neutral	5% 93%	   
	Gen	Winter	Neutral	5% 95%	   
Eastern Screech-Owl	F-E	Summer	Neutral	30% 70%	   
	F-E	Winter	Neutral	22% 61%	   
Great Horned Owl	Gen	Summer	Neutral	100%	   
	Gen	Winter	Neutral	100%	   
Snowy Owl	A	Winter	Low	67% 20%	  
Barred Owl	F-E	Summer	Neutral	24% 76%	   
	F-E	Winter	Neutral	91% 9%	   
Long-eared Owl	F-W	Winter	Low	88% 9%	 
Short-eared Owl	G	Winter	Neutral	64% 2%	   
Northern Saw-whet Owl	F-B	Winter	Low	93% 7%	 
Belted Kingfisher	Gen	Summer	Neutral	5% 92%	   
	Gen	Winter	Neutral	88% 10%	   
Yellow-bellied Sapsucker	F-E	Winter	Neutral	79% 16%	   

















































































Species	Habitat Group	Season	Range-wide Vulnerability	State Trends	State Threats
Red-headed Woodpecker	F-E	Summer	High	<div style="display: flex; justify-content: space-between;"><div style="width: 45%; background-color: #e67e22;"></div><div style="width: 24%; background-color: #f1c40f;"></div></div>	   
	F-E	Winter	Neutral	<div style="display: flex; justify-content: space-between;"><div style="width: 45%; background-color: #f1c40f;"></div><div style="width: 36%; background-color: #2980b9;"></div></div>	   
Red-bellied Woodpecker	F-E	Summer	Neutral	<div style="display: flex; justify-content: space-between;"><div style="width: 5%; background-color: #e67e22;"></div><div style="width: 76%; background-color: #f1c40f;"></div></div>	   
	F-E	Winter	Neutral	<div style="display: flex; justify-content: space-between;"><div style="width: 89%; background-color: #f1c40f;"></div></div>	   
Downy Woodpecker	Gen	Summer	Neutral	<div style="display: flex; justify-content: space-between;"><div style="width: 13%; background-color: #e67e22;"></div><div style="width: 87%; background-color: #f1c40f;"></div></div>	   
	Gen	Winter	Neutral	<div style="display: flex; justify-content: space-between;"><div style="width: 8%; background-color: #e67e22;"></div><div style="width: 92%; background-color: #f1c40f;"></div></div>	   
Hairy Woodpecker	Gen	Summer	Low	<div style="display: flex; justify-content: space-between;"><div style="width: 98%; background-color: #e67e22;"></div></div>	   
	Gen	Winter	Low	<div style="display: flex; justify-content: space-between;"><div style="width: 84%; background-color: #e67e22;"></div><div style="width: 4%; background-color: #e67e22;"></div></div>	   
Pileated Woodpecker	F-E	Summer	Neutral	<div style="display: flex; justify-content: space-between;"><div style="width: 6%; background-color: #e67e22;"></div><div style="width: 68%; background-color: #f1c40f;"></div></div>	   
	F-E	Winter	Neutral	<div style="display: flex; justify-content: space-between;"><div style="width: 66%; background-color: #f1c40f;"></div><div style="width: 10%; background-color: #2980b9;"></div></div>	   
Northern Flicker	Gen	Summer	Moderate	<div style="display: flex; justify-content: space-between;"><div style="width: 54%; background-color: #e67e22;"></div><div style="width: 46%; background-color: #f39c12;"></div></div>	   
	Gen	Winter	Neutral	<div style="display: flex; justify-content: space-between;"><div style="width: 68%; background-color: #f1c40f;"></div><div style="width: 32%; background-color: #2980b9;"></div></div>	   
American Kestrel	Gen	Summer	Neutral	<div style="display: flex; justify-content: space-between;"><div style="width: 44%; background-color: #e67e22;"></div><div style="width: 34%; background-color: #f1c40f;"></div></div>	   
	Gen	Winter	Neutral	<div style="display: flex; justify-content: space-between;"><div style="width: 82%; background-color: #f1c40f;"></div><div style="width: 9%; background-color: #2980b9;"></div></div>	   
Merlin	F-E	Winter	Neutral	<div style="display: flex; justify-content: space-between;"><div style="width: 100%; background-color: #f1c40f;"></div></div>	   
Peregrine Falcon	Gen	Summer	Neutral	<div style="display: flex; justify-content: space-between;"><div style="width: 46%; background-color: #e67e22;"></div><div style="width: 9%; background-color: #e67e22;"></div></div>	
	Gen	Winter	Neutral	<div style="display: flex; justify-content: space-between;"><div style="width: 45%; background-color: #f39c12;"></div><div style="width: 44%; background-color: #f1c40f;"></div></div>	   
Eastern Wood-Pewee	F-E	Summer	Low	<div style="display: flex; justify-content: space-between;"><div style="width: 61%; background-color: #f39c12;"></div><div style="width: 33%; background-color: #f1c40f;"></div></div>	   
Acadian Flycatcher	F-E	Summer	Moderate	<div style="display: flex; justify-content: space-between;"><div style="width: 38%; background-color: #f39c12;"></div><div style="width: 60%; background-color: #f1c40f;"></div></div>	   
Alder Flycatcher	F-B	Summer	Moderate	<div style="display: flex; justify-content: space-between;"><div style="width: 1%; background-color: #e67e22;"></div></div>	
Willow Flycatcher	F-W	Summer	Moderate	<div style="display: flex; justify-content: space-between;"><div style="width: 98%; background-color: #e67e22;"></div></div>	   
Least Flycatcher	F-B	Summer	Moderate	<div style="display: flex; justify-content: space-between;"><div style="width: <1%; background-color: #e67e22;"></div></div>	
Eastern Phoebe	F-E	Summer	Low	<div style="display: flex; justify-content: space-between;"><div style="width: 45%; background-color: #2980b9;"></div><div style="width: 26%; background-color: #2980b9;"></div></div>	   
	F-E	Winter	Neutral	<div style="display: flex; justify-content: space-between;"><div style="width: 45%; background-color: #2980b9;"></div></div>	   
Great Crested Flycatcher	F-E	Summer	Moderate	<div style="display: flex; justify-content: space-between;"><div style="width: 28%; background-color: #e67e22;"></div><div style="width: 57%; background-color: #f1c40f;"></div></div>	   
Western Kingbird	G	Summer	Neutral	<div style="display: flex; justify-content: space-between;"><div style="width: 38%; background-color: #2980b9;"></div></div>	   
Eastern Kingbird	G	Summer	Moderate	<div style="display: flex; justify-content: space-between;"><div style="width: 18%; background-color: #e67e22;"></div><div style="width: 71%; background-color: #f1c40f;"></div></div>	   
Northern Shrike	F-B	Winter	Moderate	<div style="display: flex; justify-content: space-between;"><div style="width: 26%; background-color: #e67e22;"></div></div>	















Species	Habitat Group	Season	Range-wide Vulnerability	State Trends	State Threats
White-eyed Vireo	F-E	Summer	Neutral	1% 98%	
Yellow-throated Vireo	F-E	Summer	Moderate	34% 47%	
Blue-headed Vireo	F-E	Summer	High	1%	
Warbling Vireo	Gen	Summer	Neutral	93% 6%	
Red-eyed Vireo	F-E	Summer	Low	74% 25%	
Blue Jay	F-E	Summer	Neutral	44% 56%	
	F-E	Winter	Neutral	12% 80%	
American Crow	Gen	Summer	Low	100%	
	Gen	Winter	Neutral	100%	
Fish Crow	Gen	Summer	High	7% 22%	
	Gen	Winter	Low	8% 46%	
Common Raven	Gen	Winter	Low	90%	
Horned Lark	G	Summer	Low	48%	
	G	Winter	Low	25% 47%	
Northern Rough-winged Swallow	Gen	Summer	Neutral	3% 97%	
Purple Martin	Gen	Summer	Neutral	94% 6%	
Tree Swallow	Gen	Summer	Moderate	100%	
Bank Swallow	Gen	Summer	Neutral	31% 39%	
Barn Swallow	Gen	Summer	Neutral	100%	
Cliff Swallow	Gen	Summer	Neutral	13% 84%	
Carolina Chickadee	F-E	Summer	Neutral	23% 55%	
	F-E	Winter	Low	23% 46%	
Black-capped Chickadee	F-B	Summer	Low	82% 16%	
	F-B	Winter	Low	77% 22%	
Tufted Titmouse	F-E	Summer	Neutral	70% 7%	
	F-E	Winter	Neutral	66% 8%	
Red-breasted Nuthatch	F-B	Winter	Neutral	13% 87%	

Species	Habitat Group	Season	Range-wide Vulnerability	State Trends	State Threats
White-breasted Nuthatch	F-E	Summer	Low	<div style="display: flex; width: 100%;"><div style="width: 66%; background-color: #e67e22;"></div><div style="width: 34%; background-color: #f1c40f;"></div></div>	   
	F-E	Winter	Neutral	<div style="display: flex; width: 100%;"><div style="width: 86%; background-color: #f1c40f;"></div><div style="width: 14%; background-color: #2980b9;"></div></div>	   
Brown-headed Nuthatch	F-E	Winter	High	<div style="width: 100%; background-color: #2980b9;"></div>	   
Brown Creeper	F-W	Winter	Neutral	<div style="width: 100%; background-color: #fff9c4;"></div>	   
House Wren	Gen	Summer	Moderate	<div style="width: 100%; background-color: #e67e22;"></div>	   
	Gen	Winter	Neutral	<div style="width: 100%; background-color: #2980b9;"></div>	   
Winter Wren	F-E	Winter	Low	<div style="display: flex; width: 100%;"><div style="width: 18%; background-color: #fff9c4;"></div><div style="width: 67%; background-color: #2980b9;"></div></div>	   
Sedge Wren	G	Summer	Moderate	<div style="width: 100%; background-color: #e67e22;"></div>	
	G	Winter	Neutral	<div style="width: 100%; background-color: #2980b9;"></div>	   
Marsh Wren	M	Summer	Low	<div style="display: flex; width: 100%;"><div style="width: 6%; background-color: #e67e22;"></div><div style="width: 9%; background-color: #f1c40f;"></div></div>	
	M	Winter	Low	<div style="width: 100%; background-color: #2980b9;"></div>	
Carolina Wren	F-E	Summer	Neutral	<div style="display: flex; width: 100%;"><div style="width: 39%; background-color: #fff9c4;"></div><div style="width: 61%; background-color: #2980b9;"></div></div>	   
	F-E	Winter	Neutral	<div style="display: flex; width: 100%;"><div style="width: 36%; background-color: #fff9c4;"></div><div style="width: 64%; background-color: #2980b9;"></div></div>	   
Blue-gray Gnatcatcher	Gen	Summer	Neutral	<div style="display: flex; width: 100%;"><div style="width: 70%; background-color: #fff9c4;"></div><div style="width: 9%; background-color: #2980b9;"></div></div>	   
Golden-crowned Kinglet	F-B	Winter	Neutral	<div style="display: flex; width: 100%;"><div style="width: 56%; background-color: #fff9c4;"></div><div style="width: 26%; background-color: #2980b9;"></div></div>	   
Ruby-crowned Kinglet	F-W	Winter	Neutral	<div style="width: 100%; background-color: #2980b9;"></div>	   
Eastern Bluebird	F-E	Summer	Neutral	<div style="display: flex; width: 100%;"><div style="width: 76%; background-color: #fff9c4;"></div><div style="width: 24%; background-color: #2980b9;"></div></div>	   
	F-E	Winter	Neutral	<div style="display: flex; width: 100%;"><div style="width: 30%; background-color: #fff9c4;"></div><div style="width: 68%; background-color: #2980b9;"></div></div>	   
Veery	F-E	Summer	Moderate	<div style="width: 100%; background-color: #e67e22;"></div>	
Hermit Thrush	F-W	Winter	Low	<div style="display: flex; width: 100%;"><div style="width: 2%; background-color: #2980b9;"></div><div style="width: 76%; background-color: #2980b9;"></div></div>	   
Wood Thrush	F-E	Summer	High	<div style="display: flex; width: 100%;"><div style="width: 58%; background-color: #e67e22;"></div><div style="width: 41%; background-color: #f1c40f;"></div></div>	   
American Robin	Gen	Summer	Moderate	<div style="display: flex; width: 100%;"><div style="width: 31%; background-color: #e67e22;"></div><div style="width: 69%; background-color: #f1c40f;"></div></div>	   
	Gen	Winter	Neutral	<div style="width: 100%; background-color: #fff9c4;"></div>	   
Gray Catbird	F-E	Summer	Neutral	<div style="display: flex; width: 100%;"><div style="width: 93%; background-color: #f1c40f;"></div><div style="width: 7%; background-color: #2980b9;"></div></div>	   
Brown Thrasher	F-E	Summer	High	<div style="display: flex; width: 100%;"><div style="width: 80%; background-color: #e67e22;"></div><div style="width: 15%; background-color: #f1c40f;"></div></div>	   
	F-E	Winter	Neutral	<div style="width: 100%; background-color: #2980b9;"></div>	   
Northern Mockingbird	Gen	Summer	Neutral	<div style="display: flex; width: 100%;"><div style="width: 47%; background-color: #2980b9;"></div><div style="width: 36%; background-color: #2980b9;"></div></div>	   
	Gen	Winter	Neutral	<div style="display: flex; width: 100%;"><div style="width: 19%; background-color: #2980b9;"></div><div style="width: 70%; background-color: #2980b9;"></div></div>	   

Species	Habitat Group	Season	Range-wide Vulnerability	State Trends	State Threats
American Pipit	A	Winter	Neutral		
Cedar Waxwing	Gen	Summer	Low		
	Gen	Winter	Neutral		
Evening Grosbeak	F-B	Winter	Moderate		
House Finch	Gen	Summer	Low		
	Gen	Winter	Low		
Purple Finch	F-B	Summer	Moderate		
	F-B	Winter	Low		
Common Redpoll	A	Winter	Low		
White-winged Crossbill	F-B	Winter	Moderate		
Pine Siskin	F-W	Winter	Neutral		
Lesser Goldfinch	F-W	Summer	Neutral		
American Goldfinch	Gen	Summer	Moderate		
	Gen	Winter	Neutral		
Lapland Longspur	A	Winter	Neutral		
Smith's Longspur	A	Winter	Neutral		
Snow Bunting	A	Winter	Low		
Grasshopper Sparrow	G	Summer	Low		
Chipping Sparrow	Gen	Summer	Moderate		
	Gen	Winter	Neutral		
Field Sparrow	F-E	Summer	High		
	F-E	Winter	Neutral		
Lark Sparrow	D	Summer	Neutral		
American Tree Sparrow	A	Winter	Neutral		
Fox Sparrow	F-B	Winter	Moderate		
Dark-eyed Junco	F-W	Winter	Neutral		
White-crowned Sparrow	Gen	Winter	Neutral		
Harris's Sparrow	F-B	Winter	Low		

Species	Habitat Group	Season	Range-wide Vulnerability	State Trends	State Threats
White-throated Sparrow	F-B	Winter	Neutral	<div style="display: flex; width: 100%;"><div style="width: 73%; background-color: #ffff00;"></div><div style="width: 27%; background-color: #add8e6;"></div></div>	   
Vesper Sparrow	G	Summer	Moderate	<div style="width: 31%; background-color: #ff4500;"></div>	
LeConte's Sparrow	G	Winter	Neutral	<div style="width: 79%; background-color: #add8e6;"></div>	   
Savannah Sparrow	G	Summer	High	<div style="width: 1%; background-color: #ff4500;"></div>	
	G	Winter	Low	<div style="width: 66%; background-color: #add8e6;"></div>	   
Henslow's Sparrow	G	Summer	High	<div style="width: 63%; background-color: #ff4500;"></div>	
	G	Winter	Neutral	<div style="width: 9%; background-color: #add8e6;"></div>	
Song Sparrow	Gen	Summer	Moderate	<div style="width: 100%; background-color: #ff4500;"></div>	
	Gen	Winter	Neutral	<div style="display: flex; width: 100%;"><div style="width: 52%; background-color: #ff8c00;"></div><div style="width: 48%; background-color: #ffff00;"></div></div>	   
Lincoln's Sparrow	F-B	Winter	Neutral	<div style="width: 2%; background-color: #add8e6;"></div>	   
Swamp Sparrow	M	Summer	Moderate	<div style="width: 10%; background-color: #ff4500;"></div>	
	M	Winter	Neutral	<div style="display: flex; width: 100%;"><div style="width: 64%; background-color: #add8e6;"></div><div style="width: 29%; background-color: #4682b4;"></div></div>	   
Eastern Towhee	F-E	Summer	High	<div style="display: flex; width: 100%;"><div style="width: 79%; background-color: #ff4500;"></div><div style="width: 14%; background-color: #ff8c00;"></div></div>	   
	F-E	Winter	Neutral	<div style="display: flex; width: 100%;"><div style="width: 48%; background-color: #add8e6;"></div><div style="width: 47%; background-color: #4682b4;"></div></div>	   
Yellow-breasted Chat	F-E	Summer	Neutral	<div style="display: flex; width: 100%;"><div style="width: 38%; background-color: #ffff00;"></div><div style="width: 39%; background-color: #add8e6;"></div></div>	   
Bobolink	G	Summer	High	<div style="width: 47%; background-color: #ff4500;"></div>	
Eastern Meadowlark	G	Summer	Moderate	<div style="display: flex; width: 100%;"><div style="width: 66%; background-color: #ffff00;"></div><div style="width: 26%; background-color: #add8e6;"></div></div>	   
	G	Winter	Neutral	<div style="display: flex; width: 100%;"><div style="width: 9%; background-color: #4682b4;"></div><div style="width: 79%; background-color: #add8e6;"></div></div>	   
Orchard Oriole	F-E	Summer	Low	<div style="display: flex; width: 100%;"><div style="width: 42%; background-color: #ffff00;"></div><div style="width: 48%; background-color: #add8e6;"></div></div>	   
Baltimore Oriole	F-E	Summer	Low	<div style="display: flex; width: 100%;"><div style="width: 12%; background-color: #ff8c00;"></div><div style="width: 76%; background-color: #ffff00;"></div></div>	   
Red-winged Blackbird	Gen	Summer	Neutral	<div style="width: 100%; background-color: #ffff00;"></div>	   
	Gen	Winter	Neutral	<div style="display: flex; width: 100%;"><div style="width: 21%; background-color: #ffff00;"></div><div style="width: 77%; background-color: #add8e6;"></div></div>	   
Brown-headed Cowbird	Gen	Summer	Neutral	<div style="width: 100%; background-color: #ffff00;"></div>	   
	Gen	Winter	Neutral	<div style="display: flex; width: 100%;"><div style="width: 80%; background-color: #ffff00;"></div><div style="width: 18%; background-color: #add8e6;"></div></div>	   
Rusty Blackbird	F-B	Winter	Neutral	<div style="display: flex; width: 100%;"><div style="width: 50%; background-color: #add8e6;"></div><div style="width: 46%; background-color: #4682b4;"></div></div>	   
Brewer's Blackbird	Gen	Winter	Neutral	<div style="width: 46%; background-color: #add8e6;"></div>	   
Common Grackle	F-E	Summer	Low	<div style="display: flex; width: 100%;"><div style="width: 29%; background-color: #ff8c00;"></div><div style="width: 69%; background-color: #ffff00;"></div></div>	   
	F-E	Winter	Neutral	<div style="display: flex; width: 100%;"><div style="width: 10%; background-color: #ffff00;"></div><div style="width: 83%; background-color: #add8e6;"></div></div>	   

Species	Habitat Group	Season	Range-wide Vulnerability	State Trends	State Threats
Ovenbird	F-E	Summer	Moderate	18%	
Worm-eating Warbler	F-E	Summer	High	20% 4%	  
Louisiana Waterthrush	F-E	Summer	Neutral	26% 33%	   
Northern Waterthrush	F-B	Summer	Moderate	<1%	
Blue-winged Warbler	F-E	Summer	Moderate	31%	   
Black-and-white Warbler	F-E	Summer	Moderate	1% 60%	   
Prothonotary Warbler	F-E	Summer	Neutral	43% 57%	   
Swainson's Warbler	F-E	Summer	Low	2%	  
Kentucky Warbler	F-E	Summer	Low	10% 27%	   
Common Yellowthroat	Gen	Summer	Low	2% 98%	   
Hooded Warbler	F-E	Summer	Moderate	24% 41%	   
American Redstart	F-B	Summer	Moderate	97% 3%	   
Cerulean Warbler	F-E	Summer	High	44%	
Northern Parula	F-E	Summer	Moderate	10% 35%	   
Blackburnian Warbler	F-B	Summer	High	<1%	
Yellow Warbler	F-B	Summer	Moderate	97%	
Chestnut-sided Warbler	F-E	Summer	High	1%	
Pine Warbler	F-E	Summer	High	86% 2%	   
	F-E	Winter	Neutral	19%	   
Yellow-rumped Warbler	F-B	Winter	Neutral	36% 64%	   
Yellow-throated Warbler	F-E	Summer	High	29% 30%	   
Prairie Warbler	F-E	Summer	Moderate	49% 12%	   
Black-throated Green Warbler	F-E	Summer	High	<1%	
Summer Tanager	F-E	Summer	Neutral	3% 69%	   
Scarlet Tanager	F-E	Summer	High	91% 8%	   
Northern Cardinal	F-E	Summer	Neutral	90% 10%	   
	F-E	Winter	Neutral	100%	   

Species	Habitat Group	Season	Range-wide Vulnerability	State Trends	State Threats
Rose-breasted Grosbeak	F-E	Summer	Moderate	 27%	 
Blue Grosbeak	F-S	Summer	Neutral	 2% 33%	   
Indigo Bunting	F-E	Summer	Moderate	 14% 85%	   
Dickcissel	G	Summer	Neutral	 20% 79%	